




Encaustic - Scratchboard - Woodcarving

#	Artist	Title	Comments
70.	Kathryn Bevier 1 hr 6 min	Heat Up Your Art! Exploring Encaustic Techniques	Kathryn will open your eyes to a variety of techniques that can be accomplished with encaustic paint and mediums. Kathryn will walk you through what Hot Cakes encaustic wax paints are and explains what you need to get started.
			
71.	Gloria Page 2 hrs +	Art Stamping Innovations: Carving Workshop	Discover the flexibility of art stamping. Learn the basics, from the benefits of a variety of stamping materials and commercial art stamps to less traditional supplies to the use of carving tools to create your own unique designs.
			
80.	Patricia Baldwin Seggebruch 83 min	Encaustic Techniques	Learn the basics of working with wax, as well as two encaustic techniques: image transfer and shellac burn. Patricia shows you what tools are needed for encaustic and shares tips and tricks for working with the medium.
			

DVD Collection

Federation of Canadian Artists Calgary Chapter

81. **Sally Maxwell**
60 min


Creating with Scratchbord@ (Scratchboard)



Step by step demo on how easy it is to create this beautiful boat scene with Scratchbord@. A bonus practise project is also included to teach you the basics of scratchboard art.

97. **Michello Belto**
83 min

In the Encaustic Studio Basic Mixed Media Techniques



Brief history of the art form, an overview of the tools and materials used in encaustic painting. Safety discussion regarding working with wax. Basic and introductory information on priming, creating and painting with glazes, adding texture, etc....

Last Updated February 8, 2021

Microsoft Excel - FCA-CalgaryChapter-DVDlist-Encaustic-Scratchboard-Woodcarving.xls