


DVD Collection

OILS

- | # | Artist | Title |
|----|------------------------|--------------------------------|
| 4. | Craig Nelson
75 min | Quick Studies in Under an Hour |



Comments


Discover the quickest way for oil painters to improve and gain confidence, overcome weaknesses and improve your brush skills while learning how to "edit" out unimportant details.

- | | | |
|-----|---------------------|------------------------------------|
| 11. | Helen van Wyck
- | Painting Children From Photographs |
|-----|---------------------|------------------------------------|



(Waiting for a viewer to add a 2 sentence comment!)

- | | | |
|-----|----------------|------------------|
| 12. | Helen van Wyck | Copy The Masters |
|-----|----------------|------------------|




(Waiting for a viewer to add a 2 sentence comment!)

DVD Collection

21. **Ken Howard**

-

Inspired by Light Painting in Oils



Federation of Canadian Artists Calgary Chapter


Using a limited palette of oil paint, Howard demonstrates two paintings of models in translucent gowns posed in a sunny window. He also demonstrates a harbor and a beach scene.

31. **Daniel Gerhartz**

(31-1 & 31-2)

6 hrs

Her Mother's Locket




(Two disc set) Dan creates a beautiful painting for a gallery sale. Painted over a period of four days, Dan spares nothing in his commentary to explain the reasons he paints in the manner he does.

35. **David A. Leffel**

(35-1 & 35-2)

3 hrs

The Art of Painting a Still Life Workshop




(Two disc set) Hear insightful and sometimes surprising answers to questions all painters want to know.

38. **Elizabeth Pruitt**

(38-1 & 38-2)

4 hrs

Roses & Jade




(Two disc set) Building the painting from a loose gesture in the beginning, to a solid foundation, to the finishing details that make the objects seem to come alive.

DVD Collection

44. **Jeff Legg**
4 hrs

Green Bottle with Apricots




Federation of Canadian Artists Calgary Chapter

Jeff is a consummate still life painter whose works are highly sought after. He kindly consented to do a series of videos of which this is the first, so that others might benefit from his skill and knowledge on this subject.

46. **Jim Wilcox**
3 hrs


When You Can't Paint Out



Jim emphasizes a way to paint from photographs in the studio.

50. **Morgan Weistling**
(50-1 & 50-2)
7hrs 15 min

Painting For The Impatient



(Two disc set) Weistling presents two distinctly different working methods as the subject of this program, along with a lengthy, hands-on critique/demo session during a workshop.

51. **Neil Patterson**
-

After The Burn



Learn how to use color in the easiest way. Explore the application of oil paint to achieve wonderful colors.

DVD Collection

53. **Richard Schmid**
1 hr+

The Captian's Portrait




Federation of Canadian Artists Calgary Chapter

An afternoon of painting in front of an audience with a male model who is a sea captian. Richard paints a portrait head study while sharing his lighting, palette, and brush choices. He also shares his personal art journey.

54. **Richard Schmid**
1hr 30 min


Paints The Landscape



(Waiting for a viewer to add a 2 sentence comment!)

57. **Scott Christensen**
(57-1 & 57-2)
3 hrs


Painting Large Landscapes



(Two disc set) A field study for "Brooks Lake Run Off", a winter scene. DVD Slightly Damaged but works okay.

63. **Zhaoming Wu**
4hrs 40 min

Solitude




Wu uniquely articulates what makes a painting, how he approaches the process & how he works from the live model, the photo, & computer references in his gallery work.

DVD Collection

64. **Zhaoming Wu**
(64-1 & 64-2)
5hrs 30 min

Sunlight




Federation of Canadian Artists Calgary Chapter

(Two disc set) This is a study in painting the brilliance of sunlight falling through a window on a model posed indoors. The amount of light that Zhaoming Wu is able to create on the canvas is astounding and it is a lesson not to be missed.

79. **Patrick Howe**
(Oil and Watercolor)


Dramatic Light Paint Eye Catching Art



Working in both watercolor and oil, Patrick teaches you how to create the sensitive, dramatic and illuminating effects in all your paintings in easy to follow steps.

91. **Sadie Valiri**
(91-a & 91-b)
174 min


Indirect Oil Painting



(Two disc set) Sadie shares detailed instructions for every stage of her process: Preparatory line drawing, transfer to wood panel, Grisaille/Monochrome layers and full color layers including glazing techniques.

95. **Brian Keeler**
92 min

Oil Painting Techniques: Brilliant Light




Paint a snow landscape flooded with warmth and subtle contrasts. Learn oil painting tips and techniques for creative composition, brush strokes to describe form, and atmospheric perspective to show depth.

DVD Collection

98. **Johannes Vloothuis**
(98-1 & 98-2)
5hrs 5 min

The Complete Essentials of Painting Seascapes




Federation of Canadian Artists Calgary Chapter

(Two disc set) Learn how to convey the illusion of crashing waves and calm seas. Capture the colors of the sea in a variety of weather conditions.

100. **Peter Fiore**
(110-a & 100-b)
305 min


River Bend



(Two disc set) In over 5 hours, you witness this painting emerge from photo reference through it's completion. You will see the painting created mix by mix and stroke by stroke, as well as a tour of Peter's studio and discussion of his process throughout.

106. **Richard Schmid**
150 min


Paints the Landscape White Pine



Number four in a series of landscape paintings.

111. **Tim Deibler**
90 min

Finding Geometric Shapes in the Landscape



Tim demonstrates from photo reference how finding simple geometric shapes in the landscape make it easier to compose your paintings.

DVD Collection


Federation of Canadian Artists Calgary Chapter

112. **Tim Deibler**
(112-1 & 112-2)

A Day in the Field

(Two disc set) Tim completes three paintings of the same scene all on the same day. The second DVD is your chance to practise the same scene along with Tim.


DVD's LOST! - Looking for a replacement! (Members? Or Store?)



113. **Tim Deibler**
104 min

A Day in the Studio

Tim will take you through the entire process of painting a major gallery piece. Through the use of digital photos and black and white value studies, you will learn how to transform your artistic concept in a finished work.



115. **Helen van Wyk**
1 hr

Brush Techniques (Oil)


Universally recognized as the most important tool in painting, the brush remains a mystery in the hand of a beginner painter as well as in more experienced hands. Helen demonstrates how versatile brushes can be when used properly. She guides the viewer towards using the right brush for the right job, then moves into the area of achieving different textures and effects to benefit each painting you do. Her instruction includes an important way to clean brushes, a departure from methods taught in some art schools.



116. **Helen van Wyk**
2 hrs

Oil Painting Techniques and Procedures

A in-depth instructional video of a still life. It starts with a monochromatic underpainting and is followed by glazing applications to end with direct alla prima touches. You will view Helen paint a variety of textures which will help you with subject matter you may encounter in your still lifes. In the composition there is a non-reflective jug, a transparent green glass bottle, a tablecloth and the all-important background. It is safe to say that an entire painting course resides in this one video.




DVD Collection

117 Helen van Wyk

-

The Wonderful Color White




Helen demonstrates how to paint the color white and how useful it is. Covering color mixing and offering guidance about light and shade, this strangely interesting subject holds quite a few surprises as Helen paints a still life. The final lesson covers snow, in particular its color, as Helen paints a winter scene of an old red barn. Helen attributes her success to a thorough understanding of painting principles, plus "discipline, dedication and practise." While the last three can only be found in oneself, her principles are preserved in her videos.

118. Michael Chesley

119 min

The Secret to Oil Painting with Light and Color



Follow along as Michael paints a landscape in oil from start to finish. Capture colors of the sun and elusive shadows before they change.

119. Julie-Gilbert Pollard

69 min

How to Paint Skies and Clouds




The whiteness of the sky leaves room for imagination. This video gives instruction on how to build up color values.

120 Julie-Gilbert Pollard

81 min

Discover Oil Painting: How to Paint Water




(Waiting for a viewer to add a 2 sentence comment!)

DVD Collection

121. **Richard Robison**
86 min

Four Landscape Projects



Complete each painting project and learn from the struggles of others as Richard critiques several paintings similar to yours and then paints a complete demo piece step by step.

122. **Chris Saper**
80 min


Monochrome Oil Portraits



Step by step instruction on how to paint a portrait with one oil color. Chris shows you how to position your model, control the lighting and sketch a compelling portrait in oils using only black, white and gray.

123. **Mark Menendez**
88 min

Painting Techniques of the Masters



Learn to paint like your favorite master painters, with these easy painting techniques. Learn how to employ different types of brush strokes and lines to create soft and hard edges, achieve dramatic lights and darks like Rembrandt and get energetic color like Vermeer and Van Gogh.

125. **Julie Gilbert Pollard**
72 min

How to Paint Flowers




Paint a day lily that has a powerful "wow" factor due to its bright yellow color and strong shadow shapes. Learn lessons on value and how to mix color, and how to apply your oil paint from thin to thick to give this flower its luminescence and glow.

DVD Collection

126. **Richard Robinson**
88 min

Painting Workshops 4 Still Life Projects




Federation of Canadian Artists Calgary Chapter

Join Richard with hundreds of his international students for 4 complete painting workshops. Complete each painting challenge and learn from the struggles of others as Richard fully critiques several paintings similar to yours and then paints a complete demonstration piece step by step.

129. **Cesar Santos**
(129-1,129-2,129-3,129-4)
19.7 hrs --- (1182 min)

Portrait Painting




(Four disc set) Cesar guides you through his portrait-painting process & secrets with step by step painting demonstrations. He begins with his palette selection, then on to nuances of composition, rendering, and texturing, and finally the subtle, yet critical, final touches of the portrait.

Disc 1 - Introduction & Drawing - Dead Color stage - Interview by Vern Swanson
- Exhibition of works - Interview with Fred Ross - The Da Vinci Initiative
Disc 2 - First Painting, Palette & Part I, II, III
Disc 3 - First Painting, Part IV. Second Painting Part I, II, III
Disc 4 - Second Painting Part IV, V - Streamline Promos

143. **Joseph McGurl**
(143-1, 143-2, 143-3)
16 + hrs (992 min)

Advanced Landscape Painting



(Three disc set)

Joe, a living Master Artist, walks you through a complete painting that begins with an outdoor OIL sketch on a rocky Maine shoreline. Discover Joe's secrets for painting transparent water, afternoon sunlight, atmosphere, and the illusion of distance.

Disc 1 - Plein Air Study and Studio Study
Disc 2 - Studio Demos and Studio Tour
Disc 3 - Studio Demos, Interview, Exhibit of Works, Demo High Speed and other videos.

144. **Paul Kratter**
(144-1, 144-2)
6 hrs (356 min)

Mastering Trees



(Two disc set)

Paint along with Paul as he teaches how to establish a composition with a sketch & transfer the drawing to canvas. Block in tree shapes etc...do adjustments & retrace steps with stronger colours. A demo on clouds is done within the piece. **On disc two** Paul demonstrates painting 4 different types of trees and is interviewed...etc...

Disc 1 - Introduction, OIL painting supplies, establish composition...work through steps
Disc 2 - Painting a variety of Trees, Interview, Demo High Speed View, Exhibit of work....

Last Updated May15, 2021

Microsoft Excel - FCA-CalgaryChapter-DVDlist-Oils.xls