


DVD Collection

WATERCOLOR

**Artist** **Title**

2. **Carrie Burns Brown**
2 hrs

Water Media Collage




Federation of Canadian Artists Calgary Chapter

Comments

Learn to make your own richly textured papers and personalized stamps plus develop your own rainbow array of light-safe papers.

7. **Stephen Quiller**
60 min
(Watercolor & Gouache)


**Water Media
Techniques**



How to use watercolor and gouache through small demonstration studies to demonstrate their properties, visual qualities and handling characteristics.

9. **Susan Bourdet**
1hr 52 min

**Inspiration From the
Garden**




Learn how to create a painting from resources you have at home. How to select and combine photographs, use masking fluid, render luminous wet-into-wet backgrounds, layer brush work to create convincing textures.

DVD Collection

15. **Stephen Quiller**
(2nd Copy)
(Watercolor & Gouache)

Water Media Techniques




Federation of Canadian Artists Calgary Chapter

How to use watercolor and gouache through small demonstration studies to demonstrate their properties, visual qualities and handling characteristics.

16. **Charles Reid**
-


The Figure in Watercolor



Starting with pencil drawing and then painting with a freely applied wash of colors over the figure and into the background.

19. **Irving Shapiro**
-

Mountain Stream



Demonstration painting a mountain stream.

22. **Frank Webb**
-

Watercolor



(Waiting for a viewer to add a 2 sentence comment!)

25. Don Andrews

Making WC Glow




(Waiting for a viewer to add a 2 sentence comment!)

Some examples of his work.

43. Jean Pederson
1hr 57 min


Wet Glazing Watercolor Portrait



Gradual glazing process keeps portraits under control. Learn to build smooth facial contours with thin, deliberate layers of transparent paint.

47. John Salminen
2hr 40 min

A Designed Approach to Abstraction




John uses the language of design to build a complex layered abstraction. The design analysis and thinking he uses may be applied to any subject or medium.

DVD Collection

48. **John Salminen**
2hr 30 min

Urban Landscape in Watercolor




Federation of Canadian Artists Calgary Chapter

In this workshop, John hits the streets of New York to gather candid reference shots for his urban scene. When he returns to the studio, he modifies the color & composition of his reference materials.

60. **Sharon Lynn Williams**
100 min +

WC Workshop



Join Sharon as she walks you through all the steps from the early planning stage right up to the final brush strokes of the completed painting.

62. **Susan Harrison-Tustain**
(62-a & 62-b)
3hrs 30 min


One on One W/C Workshop - Flowers



(Two disc set) A compilation of Susan's best-selling videos: "Glorious Garden Flowers in Watercolor" and "One-one' One Watercolor breakthroughs".

65. **Alvaro Castagnet**
-

The Passionate Painter in Antwerp - Landscape




(Waiting for a viewer to add a 2 sentence comment!)

DVD Collection

67. **Claudia Nice**
130 min

Painting Nature in Pen & Ink with Watercolor



Federation of Canadian Artists Calgary Chapter

Shows you the basic techniques involved with watercolor. Introduction to ways you can add vitality to a picture with the addition of pen and ink.

69. **Eleanor Lowden Pidgeon**
Approx 76 min


Courageous Watercolor



Eleanor shows layering of colours, use of materials and unique paint application bringing a richness to her work that most watercolourist can only dream of. This DVD shows her colour palette, use of brushes and paper mounting technique.

72. **Gordon Mackenzie**
70 min


The Watercolorist's Essential Notebook - Landscapes



Gordon demonstrates in three stunning projects just what can be achieved in a landscape painting. With use of simple, but extremely effective techniques he breaks through new boundaries and creates suggestive mood filled paintings that sparkle with life.

73. **Joseph Zbukvic**
90 min

Watercolor Impressions




Joseph paints street scenes and a view of the river Seine. Returning to Melbourne he then uses one of the watercolours produced on his French travels to work up into a larger studio version.

DVD Collection


74. **Karin Huehold**
2 hrs

A Little Watercolour




75. **Mary Whyte**
2 hrs

Water Portraits of the South - Figurative




79. **Patrick Howe**
(Oil & WC)

Dramatic Light : Paint Eye Catching Art - Still Life



84. **Susan Harrison-Tustain**
(84a & 84b)
5 hrs +

Painting Watercolor My Way



Federation of Canadian Artists Calgary Chapter

(Waiting for a viewer to add a 2 sentence comment!)

Learn how to capture the character and presence of a model from the foundational composition to the final details that define a great work of art.


Working in both watercolor and oil, Patrick teaches you how to create the sensitive, dramatic and illuminating effects in all your paintings in easy to follow steps.

(Two disc set) Susan teaches multi-layered transparent watercolor techniques. Learn how to create beautiful, luminous, paintings that glow.

DVD Collection

87. **Soon Y. Warren**
115 min

Painting Glass




Federation of Canadian Artists Calgary Chapter

Learn watercolor techniques to create rich and vibrant colors as you paint a glass bowl full of cherries, step by step. Learn tips for layering, masking, controlling your paint and creating a range of values and edges to achieve the realistic sparkle and intricacies of glass.

104. **Linda Kemp**
111 min


Negative Painting Techniques (Watercolor)



Take advantage of the nature of watercolor as you create a painting from start to finish with Linda Kemp. Working wet-into-wet with multiple layers, Linda teaches in a negative painting approach (painting around an object). Learn watercolor painting tips for brushwork, edges, color mixing and value contrasts for a powerful end result.

105. **Dale Laitinen**
1hr 50 min


The Language of Landscape



Use bold color to create drama as you paint the great granite cliffs of Yosemite. Learn to see the landscape like an artist. You learn to take photos that maximize the glory of the mountains and modify your sketch to highlight features in the granite.

107. **Jeffrey Watts**
(107-1 & 107-2)
6.5 hrs

Gesture Portraits II



(Two Disc set) (Waiting for a viewer to add a 3 sentence comment!)
9 Lighting Scenarios You Should Master

DVD Collection

108. **Dale Laitinen**
1hr 38 min

Landscape Essentials in Watercolor




109. **Pat Weaver**
74 min

Watercolor Simplified



110. **Pat Weaver**
1hr 49 min

Animal Portraits in Watermedia



127. **Julie Gilbert Pollard**
91 min

Painting Cascading Water Watercolour Unleashed....



Federation of Canadian Artists Calgary Chapter

(Waiting for a viewer to add a 2 sentence comment!)

Pat demonstrates how to draw and paint simply and successfully in watercolor. From painting a lone figure sitting on some steps through to completing a colorful selection of vegetables you will be inspired and encouraged to pick up a brush and follow the instructions and advice given.

#NAME?

Capture your pet's personality with watermedia. Pat's direct painting approach and limited palette help you strip away distractions and work fast on fur, whiskers, feathers and other eye catching textures.


Understand how water works and how to capture the feeling of water through a variety of useful techniques so that you can create fresh paintings full of energy of movement.

DVD Collection

136 Don Andrews

-

Granulation



137 Don Andrews

-


Painting Negative Space



138 Don Andrews

-


How to Loosen Up



140. Robbie Laird

2hrs 13 min

Flowing Florals: The Informed Intuitive Approach



Federation of Canadian Artists Calgary Chapter

(Waiting for a viewer to add a 2 sentence comment!)

Demonstrations making utilizing negative space easy to understand. He completes a beautiful landscape and still life painting totally with negative space.


(Waiting for a viewer to add a 2 sentence comment!)

Robbie teaches to prepare before beginning to paint, then begins the 'dance.' Fun wet into Wet, double loading your brush. She encourages richness of saturated colour, shows various techniques along with adding pastel to her work.

DVD Collection

141. **Stephen Quiller**
57 min

Landscapes in Living Color




Federation of Canadian Artists Calgary Chapter

Learn his theories for color essentials and how to put these principles to work while painting a vibrant mountain scene from start to finish.

142 **Don Andrews**

Painting with Light



Go through the process of mixing colors to create glowing granular washes with watercolors. View his application to a landscape and figure painting.

Last Updated November 8th, 2021

Microsoft Excel - FCA-CalgaryChapter-DVDlist-Watercolor.xls