





**ACRYLIC**

#	Artist	Title	Comments
5.	<b>Charles Harrington</b> 2hrs 15 min	<b>Acrylic Landscapes the Watercolor Way</b>	Demonstrates how to bring a small acrylic, painted on site in the Ozarks, into the studio to create a full sized rural scene that is rich in texture, atmosphere and color.
			
6.	<b>Hugh Greer</b> 1hr 20 min	<b>Create Mood &amp; Atmosphere</b>	Hugh paints two scenes simultaneously, creating two distinctly different moods demonstrating the importance of subtle shifts in color, value and underpaint colors in landscape.
			
18.	<b>Mary Todd Beam</b>	<b>An Acrylic Journey</b>	From trash to treasure. How to separate out and balance design elements, simplify your subject, unify your painting and make it your own using your painting skills.
			

## DVD Collection

23. **Stephen Quiller**  
55 min




### Acrylic as Water Media

## Federation of Canadian Artists Calgary Chapter

Introduction to acrylic painting from the materials to the visually exciting characteristics of the medium seen through seven demonstrations of a variety of subjects.

30. **Brent Laycock**



### Understanding Acrylic

Learn to mix acrylics with water, ploymer medium & white acrylic, and putting it all together in a landscape.

34. **David Kitler**  
1hr 50 min




### Painting Nature's Textures in Acrylics

Learn to take your paintings to the peak of photo-realism. Accurate wildlife paintings requires careful observation and fine tuned technical abilities.

## DVD Collection

41. **Hugh Greer**  
93 min




### Landscape Studies: In Acrylic

## Federation of Canadian Artists Calgary Chapter

Demonstration of four outdoor scenes: dry winter trees, dramatic clouds, flat prairie vista and evening winter sky. Learn versatile brushwork using a 5-color palette to achieve a wealth of rich textures and colours.


49. **Mary Todd Beam**  
1hr 40 min



### An Acrylic Journey: From Trash to Treasure

Mary leads you through two complete paintings as you explore layering, line work and your artistic identity.

61. **Stephen Quiller**  
(2nd - Copy)  
55 min




### Acrylic as Water Media

Introduction to acrylic painting from the materials to the visually exciting characteristics of the medium seen through seven demonstrations of a variety of subjects. Transparent, translucent & opaque qualities are explored using different undertones in demonstrations.

## DVD Collection

68. **David N. Kitler**  
1hr 44 min




### **Reliable Results in Acrylics: A Medium Demystified**

## Federation of Canadian Artists Calgary Chapter

David guides you through the technical challenges of acrylics. Using inexpensive brushes and a handful of colors, David leads a half-dozen demos on materials, transparency, textures, mixing and more.

77. **Nancy Reyner**  
45 min



### **Acrylic Revolution - WC & Oil Effects with Acrylic**

Learn how to create a unique painting combining watercolor and oil effects using acrylic paints.

82. **Sherrill Kahn**  
1hr 48 min




### **Acrylic Paint Pizzazz: Collage Techniques for Paper & Fabric**

Sponge, scrape and stamp every ounce of color out of your acrylic paints with textile artist Sherrill Kahn. In this mixed media DVD workshop, you will discover textures that enliven any paper or fabric project from collages to clothing.

## DVD Collection


83. **Soraya French**  
1hr 59 min



85. **Virginia Cobb**  
1hr 45 min



90. **Chris Cozen**  
78 min



## Dynamic Acrylics

## Acrylic Abstract Painting: The Evolving Image

## Top 10 Acrylic Painting Techniques

## Federation of Canadian Artists Calgary Chapter


Soraya demonstrates the use of a range of acrylic paints from acrylic inks to heavy body acrylics. She paints five full demonstrations showing how the various types of acrylic paints can be used to best effect and also includes the use of texture mediums for extra effects.

Virginia develops three abstract paintings, each started by emphasizing a different design element: line, shape, texture.

Follow along with these go to techniques to improve your art and bring excitement to your acrylic painting experience. Learn how to erase your paint. Experiment with stamping and making acrylic skins.

## DVD Collection

93. **Patti Mollica**  
81 min




### **Color Techniques Fast, Loose and Bold**

## Federation of Canadian Artists Calgary Chapter

Patti shows you how to play with and have fun as you follow a variety of exercises that explore the color wheel, color schemes and color relationships. Create four paintings of the same subject using four different color schemes. Learn how to mix color optically and traditionally.

102. **Linda Kemp**  
92 min

**DVD LOST! - Looking for a replacement members?!**



### **Negative Painting Techniques (Acrylics)**

Working in multiple layers of transparency and opacity, Linda teaches in a negative painting approach (painting around an object). Learn acrylic painting tips for brushwork, edges, color mixing and value contrasts for a powerful end result.

103. **Linda Kemp**  
70 min




### **Simplifying Color**

Linda guides you through easy to understand exercises on the three color properties: hue, value, and intensity. With an exploration of the color wheel and color characteristics, Linda shares tips for mixing, layering, mingling and more. (So you can make the most of color in your watercolor and acrylic paintings.)

## DVD Collection

124. **Craig Nelson**  
109 min



### Changing Light in the Landscape

## Federation of Canadian Artists Calgary Chapter

Quick 30 minute studies to develop your landscape painting skills and change the light and seasons from one photograph. Craig paints three different scenes from one black and white photo beginning with sunny daylight, then painting a night scene, and then a snow scene.


130. **Mark Mehaffey**  
95 min



### Understanding Sun & Shadow (Landscapes)

(Waiting for a viewer to add a 2 sentence comment!)

131. **Patti Mollica**  
88 min




### Value Techniques

(Waiting for a viewer to add a 2 sentence comment!)

## DVD Collection

139 **Hugh Greer**  
120 min



**Create Mood & Atmosphere  
with Color & Value**  
(Intermediate/Advanced)

## Federation of Canadian Artists Calgary Chapter

Hugh paints two scenes simultaneously, creating two distinctly different moods demonstrating the importance of subtle shifts in color, value and understanding colors in landscapes.

Last Updated April 6, 2021

Microsoft Excel - FCA-CalgaryChapter-DVDlist-Acrylic.xls